

Product

- RainCan 250mm round shower head
- Ceiling mount shower arm
- Wall mount shower arm

Kohler Code

- 18359A-CP
- 16347A-CP
- 16346A-CP



Included Components

No extra components included

Features

- Catalyst Spray Technology delivers a luxurious and drenching 'rain' experience
- Polished chrome
- Metal construction
- Suitable for mains pressure
- KOHLER finishes resist tarnishing and corrosion

Optional Accessories

- Ceiling mount shower arm
- Wall mount shower arm

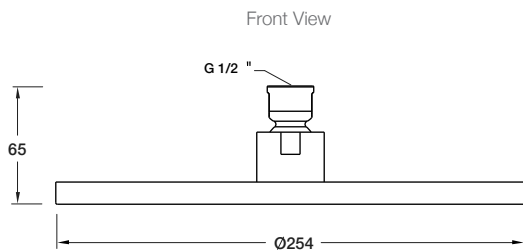


WELS RATING
(3 Star 8 Litres / min)

Related Products

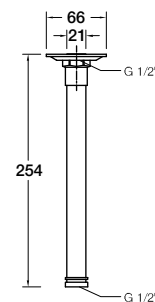
- RainCan shower tapware

Technical Details

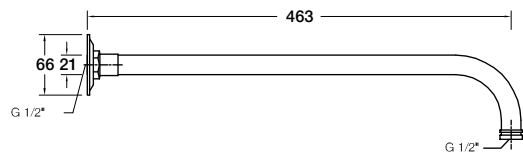


G 1/2" is equal to BSP 1/2"

Ceiling Mount Shower Arm



Wall Mount Shower Arm



Installation Notes:

- G1/2" female shower head inlet.
- Optimum working pressure 300-500 kPa.
- Inline filters should be used to protect tapware from debris that may be present within the plumbing.