






RELATED PRODUCTS



Product	KOHLER Code
VEIL WALL HUNG INTELLIGENT TOILET WITH IN-WALL TANK WITH FRAME (18647A-NA)	5402A-0
VEIL WALL FACED INTELLIGENT TOILET WITH IN-WALL TANK WITH FRAME (18647A-NA)	8423A-0

SPARE PARTS - PAN & SEAT		
Image	Description	Codes
	<b>BUMPER FOR COVER</b>	1215310-SP
	<b>BUMPER FOR SEAT</b>	1223416-SP
	<b>NOZZLE-WAND</b>	1214630-SP
	<b>SCREW PLUG-1</b>	1223469-SP
	<b>SCREW PLUG-2</b>	1237895-SP
	<b>HINGE CAP</b>	1215504-SP
	<b>HINGE</b>	1215327-SP
	<b>HINGE BUSH LEFT</b>	1215290-SP
	<b>HINGE-BUSH-RIGHT</b>	1233453-SP
	<b>Switching power supply assy</b>	1267993-SP
	<b>AIR PUMP ASSY</b>	1215389-SP





PAN & SEAT continued		
Image	Description	Codes
	<b>MAIN CONTROL AND DRIVING CONTROL MODULE</b> (Apply to toilet made before March 2021)	1266921-SP
	<b>MAIN CONTROL AND DRIVING CONTROL MODULE</b> (Apply to toilet made after March 2021)	1398369-SP
	<b>WAND DOOR</b>	1215318-SP-0
	<b>FILTER BLOCK</b>	1142538-SP
	<b>HEATER ASSY</b>	1266461-SP
	<b>FILTER HOLDER</b>	1215302-SP
	<b>ELECTROYTIC WATER ASSY</b>	1214635-SP
	<b>BREAKER ASSY</b>	1097439-SP












PAN & SEAT continued		
Image	Description	Codes
	<b>AIR DRYER ASSY</b>	1215382-SP
	<b>ASSIGN ASSY</b>	1209256-SP
	<b>DEODORIZER MOTOR</b>	1244155-SP
	<b>RF MODULE ASSY</b>	1240885-SP
	<b>DRY MOTOR</b>	1220055-SP
	<b>NGIT NOZZLE SPRAY ASSY</b> (used on toilets produced before Yr 2023) (it works together with 1186588-SP)	1221123-SP
	<b>INVERTER ASSY</b>	1186588-SP
	<b>FLOWMETER ASSY</b>	1246950-SP
	<b>WATER TANK ASSY</b>	1219139-SP

PAN & SEAT continued		
Image	Description	Codes
	<b>TOP COVER BALANCE SPRING INSTALLATION ASSY</b>	1215393-SP
	<b>GEAR-BOX RING ASSY</b>	1220060-SP
	<b>GEAR-BOX LID ASSY</b>	1220059-SP
	<b>SIDE KEY BOARD ASSY</b>	1219259-SP
	<b>SIDE FILM SWITCH</b>	1246626-SP
	<b>LED NIGHT LAMP ASSY</b>	1219120-SP
	<b>PCBA TOP BOX</b>	1231127-SP
	<b>PCBA COVER</b>	1231122-SP
	<b>POWER SWITCH BUTTON</b>	1237271-SP

PAN & SEAT continued		
Image	Description	Codes
	<b>AIR PUMP CLIP</b>	1096857-SP
	<b>SEAT LID ASSY</b>	1215381-SP-0
	<b>SEAT ASSY</b>	1215380-SP-0
	<b>BODY WELDING ASSY</b>	1216555-SP-0
	<b>SIDE PANEL, LEFT- VEIL WALL HUNG</b>	1230096-0
	<b>SIDE PANEL, RIGHT- VEIL WALL HUNG</b>	1230097-0
	<b>SIDE PANEL, LEFT- VEIL WALL FACED</b>	1263505-0
	<b>SIDE PANEL, RIGHT- VEIL WALL FACED</b>	1263503-0

PAN & SEAT continued		
Image	Description	Codes
	<b>MAGNET</b>	1214964-SP
	<b>CONNECT BOX-COVER</b>	1235340-SP
	<b>CONNECT BOX-BASE</b>	1235341-SP
	<b>DECOMPRESSION VALVE FILTER-1</b>	1115351-SP
	<b>DECOMPRESSION VALVE FILTER-2</b>	1217091-SP
	<b>VALVE BRACKET</b>	1231120-SP
	<b>INLET VALVE ASSY</b>	1244676-SP
	<b>CORD 3 WIRES TO BIDET SEAT</b>	1230086-SP

PAN & SEAT continued		
Image	Description	Codes
	<p><b>MICROWAVE SENSOR ASSY--VEIL WH</b>  <b>(Apply to toilet made after Sept 2021)</b></p>	1370659-SP
	<p><b>MICROWAVE SENSOR ASSY--VEIL WF</b>  <b>(Apply to toilet made after Sept 2021)</b></p>	1370665-SP
	<p><b>MICROWAVE INSTALLATION ASSY</b>  <b>(Apply to toilet made before Sept 2021)</b></p>	1215388-SP
	<p><b>INLET VALVE</b></p>	1244642-SP





SPARE PARTS - IN WALL TANK		
Image	Description	Codes
	<b>LOCKING NUT</b> Note: 2 required for each installation	1229386-SP
	<b>PUSH RODES - IN-WALL TANK</b> Note: 2 required for each installation	1112170
	<b>BOLTS - LOCKING PLATE - IN-WALL TANK</b> Note: 4 required for each installation	1059169
	<b>LEVER ASSY</b>	1226837-SP
	<b>ASSEMBLY KIT FOR WALL-HUNG BOWL</b>	1247203-SP
	<b>BIDET INLET HOSE</b>	1307411-SP
	<b>MOTOR DRIVING MODULE ASSY</b>	1226843-SP
	<b>MOTOR BOX SHAFT CLIP</b>	1226847
	<b>OUTLET PIPE</b>	1045142-SP
	<b>RUBBER GASKET</b>	1150348-SP
	<b>BIGGER GASKET</b>	1045092-SP





IN WALL TANK continued		
Image	Description	Codes
	<b>FILL VALVE ASSY</b>	1112171-SP  1358934
	<b>IWT INLET VALVE SPACER</b>	
	<b>Elbow</b>	1280167
	<b>GASKET</b>	1261680-SP
	<b>FLUSH VALVE P60A</b>	1059157-SP
	<b>SEAL OUTLET VALVE - IN-WALL TANK</b>	1112166

IN WALL TANK continued		
Image	Description	Codes
	<b>WASTE PIPE ASSY</b>	1148294-SP
	<b>PIPE- WASTE IN-WALL TANK</b> - Includes 1 x waste pipe	1112177
	<b>GASKET - WASTE - IN-WALL TANK</b>	1112178
	<b>CAP - WASTE CONNECTOR - IN-WALL TANK</b>	1155897
	<b>CAP - INLET CONNECTOR - IN-WALL TANK</b>	1155898
	<b>CONNECTOR - WASTE - IN-WALL TANK</b>	1112176
	<b>FIXATION FRAME</b>	1275687-SP

IN WALL TANK continued		
Image	Description	Codes
	<p><b>VEIL IN WALL TANK FACEPLATE</b></p> <ul style="list-style-type: none"> <li>- 2 X PUSH RODS &amp; NUTS</li> <li>- 4 X LOCKING PLATE BOLTS</li> <li>- 1 X FACE PLATE</li> <li>- 1 X LOCKING PLATE</li> <li>- 2 X CABLE ADAPTOR</li> </ul> <p><b>*To be used only for old model of In-wall tank &amp; pan with old types of wire terminals</b></p>	1400261-SP
	<p><b>VEIL IN WALL TANK FACEPLATE</b></p> <ul style="list-style-type: none"> <li>- 2 X PUSH RODS &amp; NUTS</li> <li>- 4 X LOCKING PLATE BOLTS</li> <li>- 1 X FACE PLATE</li> <li>- 1 X LOCKING PLATE</li> </ul> <p><b>*To be used only for new model of In-wall tank &amp; pan with standard wire terminals</b></p>	1418768-SP
	<p><b>SQUARE MASK ASSY</b></p>	1229385-SP
	<p><b>LOCKING PLATE</b></p>	1226836-SP

IN WALL TANK continued		
Image	Description	Codes
	<b>TANK GASKET IN WALL TANK</b>	1112182
	<b>INLET MOUNTING KIT</b>	1264863
	<b>WAND ASM</b> <b>(used on toilets produced after Yr 2023)</b>	1383248-SP
	<b>WASHER</b> <b>(Used for the joints of IWT water inlet to bidet seat)</b>	1229378

IN WALL TANK continued		
Image	Description	Codes
Remote Control		
	<b>REMOTE CONTROLLER ASSY</b>	1235953-SP 1217020-SP
	<b>REMOTE CONTROL FIXING KIT</b>	1242000-SP