

RELATED PRODUCTS








	AU Code	NZ Code	Kohler Code
Ove wall hung 3L/4.5L toilet with quiet close seat	115454	585994	18610A-0

SPARE PARTS - TANK (INWALL)


SPARE PART IMAGE	DESCRIPTION	CODES
 <p>Inlet valve seal</p>	<p>Inlet valve - Inwall tank</p> <ul style="list-style-type: none"> - Includes 1 x inwall tank Inlet valve & 1 x inlet valve seal - Inlet valve seal can be purchased separately (REF: 1155894) 	<p>Kohler 1112171</p>
 <p>Inlet valve seal assembly</p>	<p>Seal - Inlet valve - Inwall tank</p> <ul style="list-style-type: none"> - Used on Inwall tank inlet valve (REF: 1112171) 	<p>Kohler 1155894</p>
	<p>Valve - shut off</p> <ul style="list-style-type: none"> - Used on Inwall tank inlet valve (REF: 1112171) 	<p>Kohler 1112172</p>
 <p>Outlet valve seal</p>	<p>Outlet valve - Inwall tank</p> <ul style="list-style-type: none"> - Includes 1 x outlet valve with seal - Outlet valve seal can be purchased separately (REF: 1112166) 	<p>Kohler 1112165</p>

 <p>The image shows a grey circular seal with a central hole. An inset image shows a white outlet valve with the seal being fitted onto its base.</p>	<p>Seal - Outlet valve - Inwall tank - Used on Inwall tank outlet valve (REF: 1112165)</p>	<p>Kohler 1112166</p>
 <p>A white, cylindrical pipe with a slightly larger diameter at one end.</p>	<p>Pipe - water inlet - Inwall tank - Includes 1 x water inlet pipe</p>	<p>Kohler 1112179</p>
 <p>A black, multi-layered gasket with a central hole and a flange-like structure.</p>	<p>Gasket - Water inlet - Inwall tank - Includes 1 x water inlet gasket</p>	<p>Kohler 1112180</p>
 <p>A black, circular gasket with a central hole. An inset image shows the gasket being fitted onto a red inwall tank with a white cap. The text 'Inwall tank' is written above the inset.</p>	<p>Gasket - Tank - Inwall tank - Includes 1 x tank gasket</p>	<p>Kohler 1112182</p>
 <p>A white, cylindrical cap with a slightly larger diameter at one end.</p>	<p>Cap - Inlet connector - Inwall tank - Includes 1 x inlet connector cap/bung</p>	<p>Kohler 1155898</p>
 <p>A white, cylindrical connector with a flange and a central hole.</p>	<p>Connector - Waste - Inwall tank - Includes 1 x waste connector</p>	<p>Kohler 1112176</p>
 <p>A white, cylindrical pipe with a larger diameter at one end.</p>	<p>Pipe - Waste - Inwall tank - Includes 1 x waste pipe</p>	<p>Kohler 1112177</p>








	<p>Gasket - Waste - Inwall tank - Includes 1 x waste gasket</p>	<p>Kohler 1112178</p>
	<p>Cap - Waste connector - Inwall tank - Includes 1 x waste connector cap/bung</p>	<p>Kohler 1155897</p>
	<p>Holder - Waste pipe - Inwall tank - Includes 1 x waste pipe holder</p>	<p>Kohler 1112175</p>
	<p>Flush actuator - Inwall tank - Includes 1 x Flush actuator (Rounded holes) - Outlet valve legs can be purchased separately (REF: 1112167)</p>	<p>Kohler 1178325</p>
	<p>Outlet valve legs - Inwall tank - Includes 2 x outlet valve legs - Used on flush actuator (REF: 1112169)</p>	<p>Kohler 1112167</p>
	<p>Security tab - Inwall tank - Includes 1 x security tab</p>	<p>Kohler 1112168</p>




	<p>Flush buttons - Oval - Inwall tank - Includes 1 x Flush button</p>	<p>Kohler 1112174</p>
	<p>Flush buttons - Bevel - Inwall tank - Includes 1 x Flush button</p>	<p>Kohler 8857A-CP</p>
	<p>Push rods - Inwall tank - Includes 1 x push rods</p> <p>Note: 2 required for each installation</p>	<p>Kohler 1112170</p>
	<p>Flush button shield - Inwall tank - Includes 1 x Flush button shield</p>	<p>Kohler 1112173</p>
	<p>Locking plate - Inwall tank - Includes 1 x inwall tank locking plate</p>	<p>Kohler 119206</p>
	<p>Bolts - Locking plate - Inwall tank - Includes 1 x inwall tank locking plate bolts</p> <p>Note: 4 required for each installation</p>	<p>Kohler 1059169</p>
	<p>Fixing kit - Tank to pan - Inwall tank - Includes 2 x bolts, 2 x nuts, 2 x metal washers, 2 x rubber sleeves, 2 x plastic cone caps, 2 x plastic washers</p>	<p>Kohler 1112181</p>

SPARE PARTS - PAN

SPARE PART IMAGE	DESCRIPTION	CODES
	<p>Waste pipe - Black plastic - S trap - Includes 1 x black plastic waste pipe</p>	<p>Kohler 1036901</p>

SPARE PARTS - SEAT (Metal hinge)

SPARE PART IMAGE	DESCRIPTION	CODES
<div style="display: flex; justify-content: space-around;"> <div style="text-align: center;"> <p>Top view</p>  </div> <div style="text-align: center;"> <p>Side view</p>  </div> </div>	<p>Bumper kit - Ove - Includes 2 x round bumpers, 2 x rectangular bumpers & 2 x bevelled rectangular bumpers</p>	<p>Kohler 1121372</p>
	<p>Hinge Kit - Quiet close - metal - Includes 2 x hinge bolts, 2 x covers, 2 x seals, 2 x Hinge plate & 1 x allen key</p>	<p>Kohler 1112827</p>
	<p>Damper - Quiet Close - Left hand side - Green</p>	<p>Kohler 1112831</p>
	<p>Damper - Quiet Close - Right hand side - White</p>	<p>Kohler 1112832</p>
<div style="display: flex; justify-content: space-around;"> <div style="text-align: center;">  </div> <div style="text-align: center;"> <p>Grub screw</p>  </div> </div>	<p>Hinge cover - Quiet Close - Left hand side - Includes 1 x hinge cover & 1 x grub screw - Grub screw can be purchased separately (REF: 1112830)</p>	<p>Kohler 1112828</p>

  <p data-bbox="389 136 527 168">Grub screw</p>	<p data-bbox="544 157 950 178">Hinge cover - Quiet Close - Right hand side</p> <ul data-bbox="544 189 1055 283" style="list-style-type: none"> - Includes 1 x hinge cover & 1 x grub screw - Grub screw can be purchased separately (REF: 1112830) 	<p data-bbox="1291 157 1445 178">Kohler 1112829</p>
	<p data-bbox="544 367 771 388">Grub screw - Hige cover</p> <ul data-bbox="544 399 1031 430" style="list-style-type: none"> - Used on hinge covers (REF:1112828 or REF:1112829) 	<p data-bbox="1291 367 1445 388">Kohler 1112830</p>