







RELATED PRODUCTS

Product	KOHLER Code
VEIL WALL HUNG INTELLIGENT TOILET WITH IN-WALL TANK WITH FRAME (18647A-NA)	5402A-0
VEIL WALL FACED INTELLIGENT TOILET WITH IN-WALL TANK WITH FRAME (18647A-NA)	8423A-0

SPARE PARTS - PAN & SEAT		
Image	Description	Codes
	BUMPER FOR COVER	1215310-SP
	BUMPER FOR SEAT	1223416-SP
	NOZZLE-WAND	1214630-SP
	SCREW PLUG-1	1223469-SP
	SCREW PLUG-2	1237895-SP
	HINGE CAP	1215504-SP
	HINGE	1215327-SP
	HINGE BUSH LEFT	1215290-SP
	HINGE-BUSH-RIGHT	1233453-SP
	Switching power supply assy	1267993-SP
	AIR PUMP ASSY	1215389-SP





PAN & SEAT continued		
Image	Description	Codes
	MAIN CONTROL AND DRIVING CONTROL MODULE (Apply to toilet made before March 2021)	1266921-SP
	MAIN CONTROL AND DRIVING CONTROL MODULE (Apply to toilet made after March 2021)	1398369-SP
	WAND DOOR	1215318-SP-0
	FILTER BLOCK	1142538-SP
	HEATER ASSY	1266461-SP
	FILTER HOLDER	1215302-SP
	ELECTROYTIC WATER ASSY	1214635-SP
	BREAKER ASSY	1097439-SP

PAN & SEAT continued		
Image	Description	Codes
	AIR DRYER ASSY	1215382-SP
	ASSIGN ASSY	1209256-SP
	DEODORIZER MOTOR	1244155-SP
	RF MODULE ASSY	1240885-SP
	DRY MOTOR	1220055-SP
	NGIT NOZZLE SPRAY ASSY (used on toilets produced before Yr 2023) (it works together with 1186588-SP)	1221123-SP
	INVERTER ASSY	1186588-SP
	FLOWMETER ASSY	1246950-SP
	WATER TANK ASSY	1219139-SP

PAN & SEAT continued		
Image	Description	Codes
	TOP COVER BALANCE SPRING INSTALLATION ASSY	1215393-SP
	GEAR-BOX RING ASSY	1220060-SP
	GEAR-BOX LID ASSY	1220059-SP
	SIDE KEY BOARD ASSY	1219259-SP
	SIDE FILM SWITCH	1246626-SP
	LED NIGHT LAMP ASSY	1219120-SP
	PCBA TOP BOX	1231127-SP
	PCBA COVER	1231122-SP
	POWER SWITCH BUTTON	1237271-SP

PAN & SEAT continued		
Image	Description	Codes
	AIR PUMP CLIP	1096857-SP
	SEAT LID ASSY	1215381-SP-0
	SEAT ASSY	1215380-SP-0
	BODY WELDING ASSY	1216555-SP-0
	SIDE PANEL, LEFT- VEIL WALL HUNG	1230096-0
	SIDE PANEL, RIGHT- VEIL WALL HUNG	1230097-0
	SIDE PANEL, LEFT- VEIL WALL FACED	1263505-0
	SIDE PANEL, RIGHT- VEIL WALL FACED	1263503-0

PAN & SEAT continued		
Image	Description	Codes
	MAGNET	1214964-SP
	CONNECT BOX-COVER	1235340-SP
	CONNECT BOX-BASE	1235341-SP
	DECOMPRESSION VALVE FILTER-1	1115351-SP
	DECOMPRESSION VALVE FILTER-2	1217019-SP
	VALVE BRACKET	1231120-SP
	INLET VALVE ASSY	1244676-SP (Discontinued) 1348566-SP (New model)
	CORD 3 WIRES TO BIDET SEAT	1230086-SP

PAN & SEAT continued		
Image	Description	Codes
	<p>MICROWAVE SENSOR ASSY--VEIL WH (Apply to toilet made after Sept 2021)</p>	1370659-SP
	<p>MICROWAVE SENSOR ASSY--VEIL WF (Apply to toilet made after Sept 2021)</p>	1370665-SP
	<p>MICROWAVE INSTALLATION ASSY (Apply to toilet made before Sept 2021)</p>	1215388-SP
	<p>INLET VALVE</p>	1244642-SP





SPARE PARTS - IN WALL TANK		
Image	Description	Codes
	LOCKING NUT Note: 2 required for each installation	1229386-SP
	PUSH RODES - IN-WALL TANK Note: 2 required for each installation	1148293-SP
	BOLTS - LOCKING PLATE - IN-WALL TANK Note: 4 required for each installation	1059169
	LEVER ASSY	1226837-SP
	OUTLET VALVE LEG L&R_VEIL IT CISTERN Note: 1667162 works with 1226837-SP only. purchased as a set (LH & RH legs)	1667162
	MOTOR DRIVING MODULE ASSY	1226843-SP
	MOTOR BOX SHAFT CLIP	1226847
	OUTLET PIPE	1045142-SP
	RUBBER GASKET	1150348-SP
	BIGGER GASKET	1045092-SP

IN WALL TANK continued		
Image	Description	Codes
	FILL VALVE ASSY	1112171-SP 1358934
	IWT INLET VALVE SPACER	
	Elbow	1280167
	GASKET	1261680-SP
	FLUSH VALVE P60A	1059157-SP
	SEAL OUTLET VALVE - IN-WALL TANK	1112166

IN WALL TANK continued		
Image	Description	Codes
	WASTE PIPE ASSY	1148294-SP
	PIPE- WASTE IN-WALL TANK - Includes 1 x waste pipe	1112177
	GASKET - WASTE - IN-WALL TANK	1112178
	CAP - WASTE CONNECTOR - IN-WALL TANK	1155897
	CAP - INLET CONNECTOR - IN-WALL TANK	1155898
	CONNECTOR - WASTE - IN-WALL TANK	1112176
	FIXATION FRAME	1275687-SP

IN WALL TANK continued		
Image	Description	Codes
	<p>VEIL IN WALL TANK FACEPLATE</p> <ul style="list-style-type: none"> - 2 X PUSH RODS & NUTS - 4 X LOCKING PLATE BOLTS - 1 X FACE PLATE - 1 X LOCKING PLATE - 2 X CABLE ADAPTOR <p>*To be used only for old model of In-wall tank & pan with old types of wire terminals</p>	1400261-SP
	<p>VEIL IN WALL TANK FACEPLATE</p> <ul style="list-style-type: none"> - 2 X PUSH RODS & NUTS - 4 X LOCKING PLATE BOLTS - 1 X FACE PLATE - 1 X LOCKING PLATE <p>*To be used only for new model of In-wall tank & pan with standard wire terminals</p>	1418768-SP
	<p>SQUARE MASK ASSY</p>	1229385-SP
	<p>LOCKING PLATE</p>	1226836-SP

IN WALL TANK continued		
Image	Description	Codes
	TANK GASKET IN WALL TANK	1112182
	INLET MOUNTING KIT	1264863
	WAND ASM (used on toilets produced after Yr 2023)	1383248-SP
	WASHER (Used for the joints of IWT water inlet to bidet seat)	1229378
	PLATE FOR PROTECTION	1226882-SP

IN WALL TANK continued		
Image	Description	Codes
	BIDET INLET HOSE	1307411-SP
	ASSEMBLY KIT FOR WALL-HUNG BOWL	1247203-SP
Remote Control		
	REMOTE CONTROLLER ASSY	1235953-SP 1217020-SP
	REMOTE CONTROL FIXING KIT	1242000-SP