

Product

- Purist basin set with 210mm spout and lever handles

Kohler Code

14415A-4-CP



Included Components

- Concealed breech piece

Features

- Polished chrome
- Metal construction
- ¼ turn ceramic disc valves
- Suitable for mains pressure
- KOHLER finishes resist tarnishing and corrosion

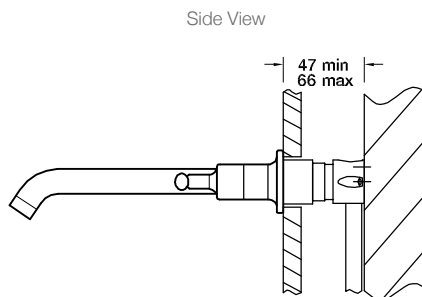
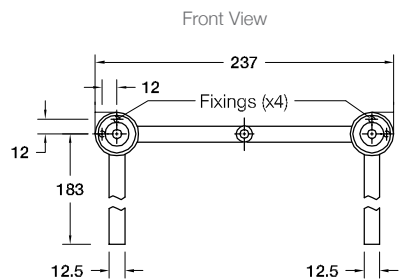
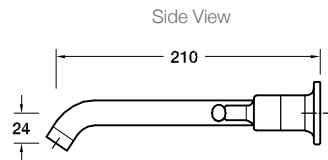
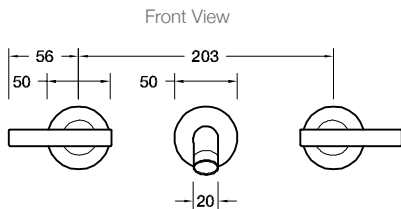


WELS RATING
(4 Star 7.2 Litres / min)

Related Products

- Purist tapware
- Purist accessories

Technical Details



Installation Notes:

- 12.5mm copper inlets.
- Optimum working pressure 300-500 kPa.
- Maximum hydrostatic pressure 800 kPa (This pressure may be exceeded only under test conditions).
- Maximum temperature 80°C.
- Where normal working pressure exceeds the maximum, pressure limiting valves should be installed.
- Inline filters should be used to protect tapware from debris that may be present within the plumbing.