

**Product**

- RainCan 200mm square shower head
- Ceiling mount shower arm
- Wall mount shower arm

**Kohler Code**

- 18360A-CP
- 16347A-CP
- 16346A-CP



**Included Components**

No extra components included

**Features**

- Catalyst Spray Technology delivers a luxurious and drenching 'rain' experience
- Polished chrome
- Metal construction
- Suitable for mains pressure
- KOHLER finishes resist tarnishing and corrosion



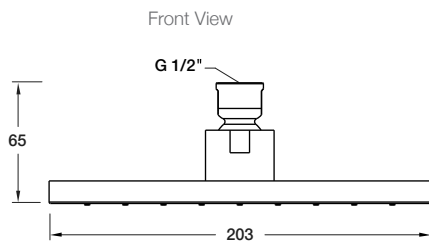
**Optional Accessories**

- Ceiling mount shower arm
- Wall mount shower arm

**Related Products**

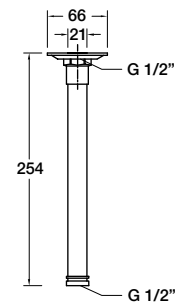
- RainCan shower tapware

**Technical Details**

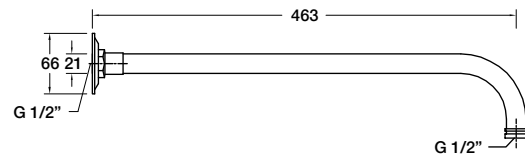


G $\frac{1}{2}$ " is equal to BSP $\frac{1}{2}$ "

Ceiling Mount Shower Arm



Wall Mount Shower Arm



**Installation Notes:**

- G $\frac{1}{2}$ " female shower head inlet.
- Optimum working pressure 300-500 kPa.
- Inline filters should be used to protect tapware from debris that may be present within the plumbing.